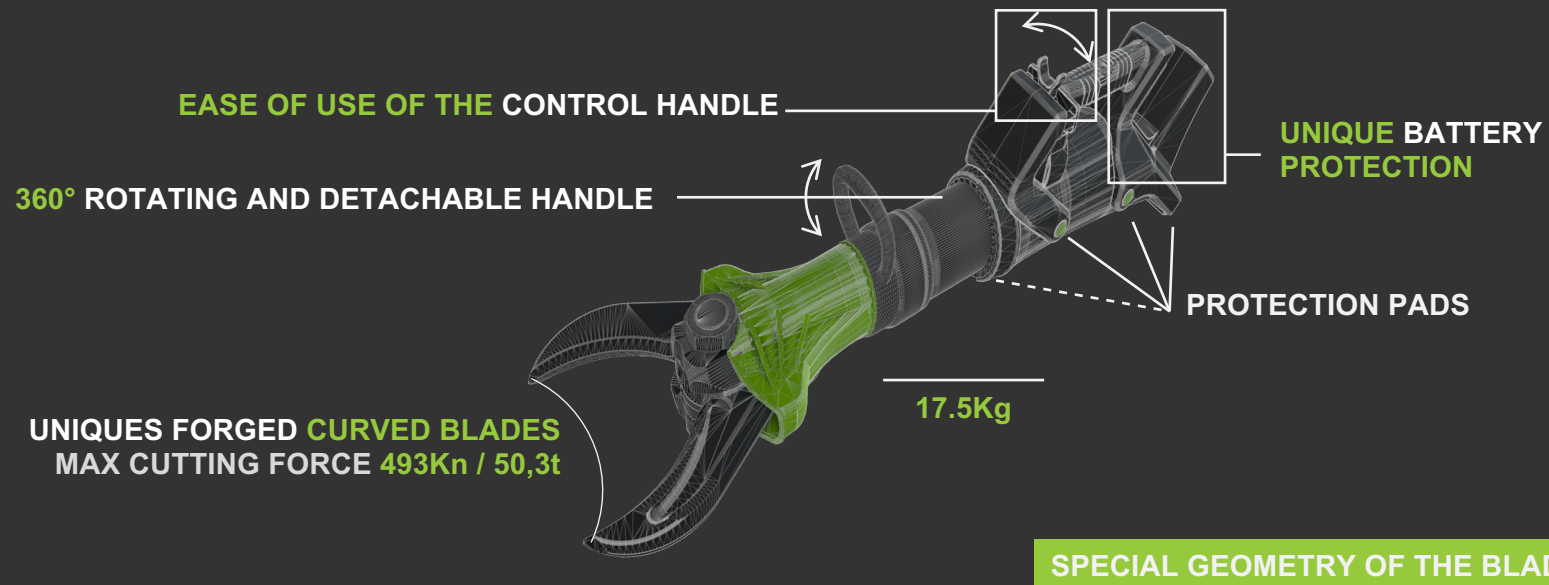


CUTTER SC



CUTTER SC



The SC cutter is used for rapid interventions in small rescue operations such as rail and road traffic accidents, cutting of metal constructions, vehicle parts, pipes and steel sections;

It is a very reliable tool to use thanks to the type of steel and thickness of its blades. It also boasts itself with great and safe cutting performances thanks to the **special geometry of its blades**. The curved blades offer a maximum safety by bringing the matter to the axis, where strength is most powerful.





ROBUSTNESS and SAFETY

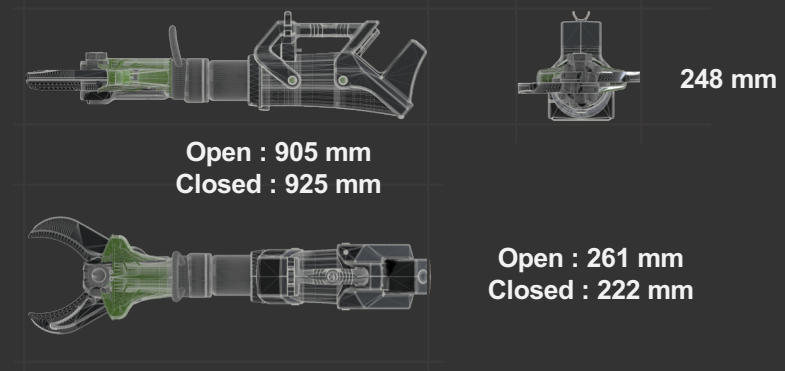
- ▶ Reinforced composite casing with shock protection pads
- ▶ Special design of the casing for a complete protection of the battery
- ▶ Forged steel blades for better cutting performance and an extended resistance.
- ▶ 4 LED lights to illuminate the cutting area
- ▶ Control handle far away from the On/Off switch for an optimal security

ERGONOMIC and AUTONOMOUS

- ▶ Compact, light and balance
- ▶ Long battery life, 45mn , Li-ion 5.0 Ah 28V
- ▶ Same battery on all tools
- ▶ Battery available at all Milwaukee dealer
- ▶ Rotating and detachable handle, ideal for interventions in restricted areas

EASE OF USE


- ▶ Intuitive ON/OFF switch with built in light
- ▶ Central anti-slip handle for easy grip
- ▶ Easy and quick battery insertion and replacement



TECHNICAL CHARACTERISTICS

Opening distance:	160mm
Cutting force :	493 Kn / 50,3 t
Cutting capacity:	Round steel bar Ø32 mm
Weight without battery:	17.5 kg
L x W x H (tool open) :	905 x 261 x 248 mm
L x W x H (tool closed) :	925 x 222 x 248 mm
Working pressure:	700bar / 70MPa

Datasheet 

Exploded view 

CUTTER MC

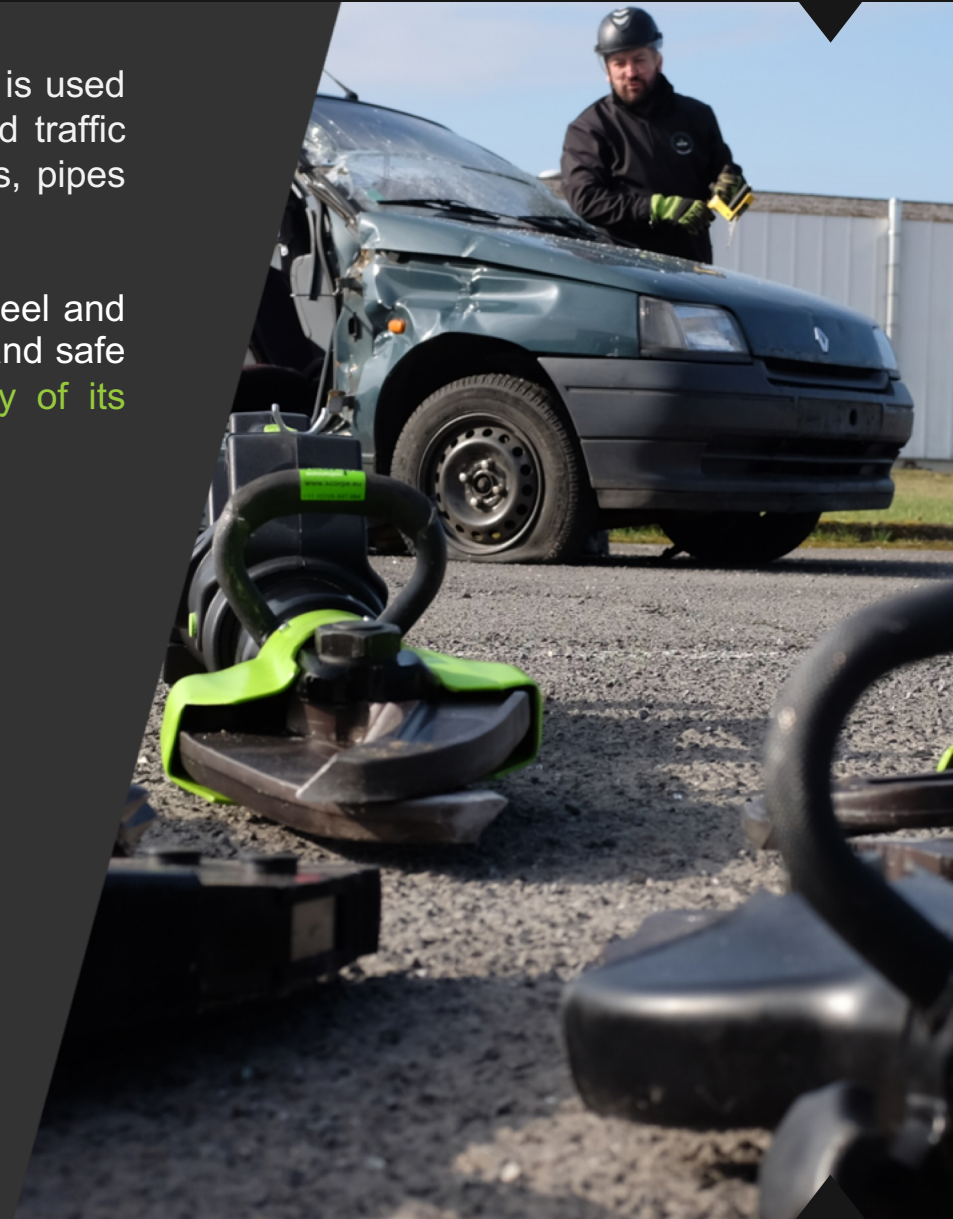


CUTTER MC



The MC cutter is the big brother of the SC model and is used for interventions in rescue operations for rail and road traffic accidents, cutting of metal constructions, vehicle parts, pipes and steel sections.

It is a very reliable tool to use thanks to the type of steel and thickness of its blades. It also boasts itself with great and safe cutting performances thanks to the **special geometry of its blades.**





ROBUSTNESS and SAFETY

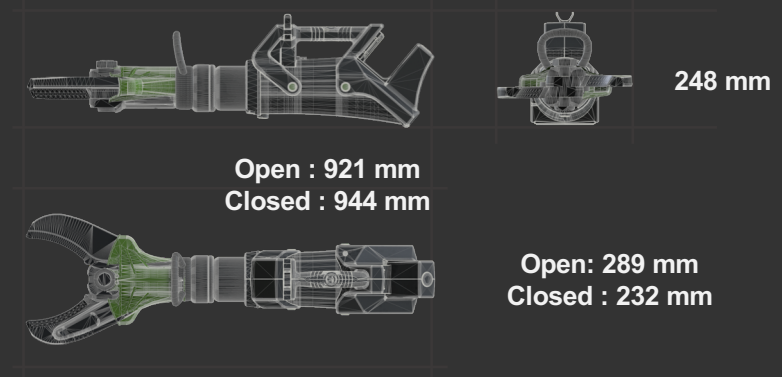
- ▶ Reinforced composite casing with shock protection pads
- ▶ Special design of the casing for a complete protection of the battery
- ▶ Forged steel blades for better cutting performance and an extended resistance.
- ▶ 4 LED lights to illuminate the cutting area
- ▶ Control handle far away from the On/Off switch for an optimal security

ERGONOMIC and AUTONOMOUS

- ▶ Compact, light and balance
- ▶ Long battery life, 45mn, Li-ion 5.0 Ah 28V
- ▶ Same battery on all tools
- ▶ Battery available at all Milwaukee dealer
- ▶ Rotating and detachable handle, ideal for interventions in restricted areas

EASE OF USE

- ▶ Intuitive ON/OFF switch with built in light
- ▶ Central anti-slip handle for easy grip
- ▶ Easy and quick battery insertion and replacement



TECHNICAL CHARACTERISTICS

Opening distance:	180mm
Cutting force:	781 Kn / 79,6 t
Cutting capacity:	Round steel bar Ø35 mm
Weight without battery:	20.6 kg
L x W x H (tool open) :	921 x 289 x 248 mm
L x W x H (tool closed) :	944 x 232 x 248 mm
Working pressure:	700 bar / 70 MPa

Datasheet



Exploded view

